


HOW TO DRAW RUDOLPH



1. Start with a shape like this. →




2. Add two ears & two antlers like these.




3. Now add eyes and a mouth.




4. ok! Now give Rudolph a neck and a body. His body looks like an egg laying on its side, doesn't it?



5. How about his tail? ↓



6. He needs four legs so he can run fast! Draw them curvy like this. →



7. The finishing touch? Give him a BIG RED NOSE!

