




lollipop lily

1. Print out flower shapes onto colored cardstock.
2. Cut flowers out following the dotted line.
3. Decorate if desired.
4. Poke hole in center of flower and feed lollipop through the hole, twisting if wrapper is large.
5. Print leaf form onto green construction paper.
6. Cut leaves following the dotted lines.
7. Attach leaves to lollipop stick by folding the tab around the stick and glue together.
8. Sign your name on the leaf and give your flower to that lucky someone.



Skip to my Lou

www.skiptomylou.org